






















































Generator	Compatible plug	Cable and adapter to use	Program verification	Recommended settings	Footswitch
Erbe Vio 300 D 	MF plug 	 Reference: D200 190 001	<p>The bipolar resection program is not automatically displayed: select it from the list of available programs.</p> <p>If not, it has not yet been created. Please contact the care center staff to create it.</p>	Cut: Effect 3 Coag : Effect 3  The currents to be used are Bipolar CUT ++ and Bipolar SOFT COAG ++ .	
	MF-2 plug 	 Adapter reference: D200 190 033 Cable reference: D200 190 001			
Erbe Vio 3 	MF plug 	 Reference: D200 190 001	<p>All programs are pre-installed. When you connect a cable, the generator automatically recognizes it and displays the appropriate program.</p>	Cut: Effect 5 Coag : Effect 5	
	MF-U plug 	 Reference: D200 190 034			
		 Ref. : D200 190 033 Ref. : D200 190 001			

Generator	Compatible plug	Cable and adapter to use	Program verification	Recommended settings	Footswitch
Valleylab ForceTriad 	LigaSure 2 plug  It is positioned at the bottom, next to the orange pedal logo.	 Reference: D200 190 000	<p>The bipolar resection program is optional and must have been purchased and activated. The Covidien part number for the bipolar resection option is FTBRKIT.</p> <p> The generator is compatible if the software version is at least 3.30.</p> <p>In theory, if the program has been purchased and installed, a sticker stating «Bipolar resection» has been affixed to the front of the generator below the corresponding socket.</p>	Cut: Effect 3 Coag: Effect 3	 The connector for this specific pedal is orange, and the Covidien part number for this pedal is FT6009.
Valleylab ForceFT10 	LigaSure/ Bipolar plug 	Reference: D200 190 000	On this generator, the bipolar resection program is automatically present.	Cut: Effect 4 Coag: Effect 4	
Storz Autocon II 400 	MF plug 	 Reference: D200 190 001	<p>The bipolar resection program to choose is «Saline-bi-TUR-P».</p> <p> This program is only available on «Bipolar» or «High end» models.</p>	Cut: Effect 5 Coag: Effect 5  The currents to be used are: Saline-C-Cut Saline-Coag	

Generator compatibility with ReseCare and MaxiCare

Generator	Compatible plug	Cable and adapter to use	Program verification	Recommended settings	Footswitch
Storz Autocon III 400 	Bipolar plug 	 Reference : D200 190 008	<p>When you connect a cable, the generator automatically recognizes it and displays the appropriate program («Bip. resection» for bipolar resection).</p>  <p>This recognition system is not available in the USA and is deactivated for the UH 400U version.</p>	Cut: Effect 2 Coag: Effect 3	
KLS Martin Maxium 	Bipolar B1 or B2 plug 	 Reference : D200 190 006	<p>Check that the bipolar resection program has been installed. This is an option for Reference 80-093-00-04.</p>  <p>The generator is compatible only if the software version is at least 6.</p>	Cut: G3 Coag: 80 Watt Bipol pure cut current	
Delmont imaging iSpark et iSpark+ 	«out 1» or «out 2» plug 	 Reference : D200 190 007	<p>On iSpark+, check that the «Hystero bi-cut» and «Hystero bi-coag» programmes have been installed. When you connect the cable, check that these 2 programmes are selected automatically, otherwise select them manually.</p>	Cut: Effect 3 Coag : Effect 3	

Generator compatibility with ReseCare and MaxiCare

Generator	Compatible plug	Cable and adapter to use	Program verification	Recommended settings	Footswitch
Bowa ARC 350 	Bipolar 3 plug 	 Reference: D200 190 008	<p>Check that the bipolar resection program has been installed. This is an option for reference: BOWA 900-395.</p> <p>When this program is installed, when you connect a cable, the generator automatically recognizes it and displays the appropriate program.</p>	Cut: Effect 2 Coag: Effect 2	
Bowa ARC 400 	Bipolar 3/ 4 plug 	Reference: D200 190 008	<p>When this program is installed, when you connect a cable, the generator automatically recognizes it and displays the appropriate program.</p>	Cut: Effect 2 Coag: Effect 2	
Gynecare/ Olympus Versapoint II 		<div> <div>  Ref.: D400 100 034 </div> <div>  Ref.: D200 190 008 </div> <div>or</div> <div>  Ref.: D200 190 006 </div> </div>	<p>The bipolar resection program is automatically present.</p> <p>When you connect the adapter, the generator recognizes it and displays the appropriate program.</p>	Cut: 120 Coag: 90	