

The complete **EasyCare+** set – Ref. D400 100 017 includes the following instruments:

HD Hysteroscope. 2.9mm. 30°

Autoclavable. L:300mm

Ref. D300 100 001



Graduated diagnostic sheath. 4mm

Rotatable irrigation stopcock. L:270mm

Ref. D300 110 002



Inner graduated operating sheath. 4.9mm

7Fr. operative canal. Rotatable irrigation stopcock. L:230mm

Ref. D300 110 001



Outer graduated operating sheath. 5.5mm

Rotatable suction stopcock. Quick lock. L:216mm

Ref. D300 110 000



NEW

Graduated pointed scissors. 7Fr.

Semi-rigid. Rotative. With flushing port L:370mm. Single action jaw

Ref. D300 120 065



NEW

Graduated blunted scissors. 7Fr.

Semi-rigid. Rotative. With flushing port L:370mm. Single action jaw

Ref. D300 120 066




NEW

Graduated biopsy forceps. 7Fr.

Semi-rigid. Rotative. With flushing port L:370mm. Double action jaw

Ref. D300 120 067



NEW

Graduated forceps (alligator). 7Fr.

Semi-rigid. Rotative. With flushing port L:370mm. Double action jaw

Ref. D300 120 068



NEW

Graduated IUD grasping forceps. 7Fr.

Semi-rigid. Rotative. With flushing port L:370mm. Double action jaw

Ref. D300 120 069



Light cable

Autoclavable. Ø:3.5mm. L: 2.3m. Delivered with Storz connectors


Ref. D200 150 500



EasyCare sterilization basket

Autoclavable. 540x240x70mm. With personalized silicone holders

Ref. D200 160 522



Optional accessories:

Bipolar electrode. Flexible. Button-type. 5 Fr.

Ref. D300 140 010



Bipolar electrode. Flexible. Needle-type. 5 Fr.

Ref. D300 140 011




Zone Athélia IV - 297, Avenue du Mistral - 13600 La Ciotat - France
Tél : +33 (0) 9 51 51 30 30 - Fax : +33 (0) 9 57 51 31 00
www.delmont-imaging.com - contact@delmont-imaging.com

These Class I, IIa and IIb medical devices are regulated health products that bear, under this regulation, the CE 1304 mark. They are intended for professional use only. Read the instructions carefully before use.

Non contractual document. SAS delmont imaging, RCS Marseille B 817 710 411. All rights reserved. No information or part of this document may be reproduced or modified in any form without prior permission from delmont imaging. REF 0900 700 002 G EN 2023-09. Printed by Grafikom. Do not dispose of in the public domain.



imaging all the women



NEW

EasyCare

The comprehensive solution
for the safest See&Treat
hysteroscopies

According to Pr. H. Fernandez






« Many procedures can be performed in consulting room during a diagnostic hysteroscopy, avoiding your patients to come back for hospitalization under anesthesia. This is one of the many benefits of the See&Treat protocole, as well as the immediate care of the patient and the reduction of operating theatre programs, making room for heavier surgeries. To achieve See&Treat serenely, it is necessary to have a comprehensive and efficient equipment. **EasyCare** offers the right solution with smart sheaths but above all with a set of 7Fr. instrumentation much more efficient than the traditional 5Fr. one. Your gesture is precise with an immediate result and your patient satisfied.

Pr. Hervé Fernandez. Head of the Department of OB/GYN of the Kremlin Bicêtre Hospital. France

EasyCare. One set, three possible tools.



Distance markings

Distance markings are present on all sheaths. You can perform your hysteroscopies under any circumstances.


Inner atraumatic 4.9 mm sheath

With its blunt tip and even more restrained diameter, the inner sheath has been designed to be used without the outer sheath. It is the ideal tool for acts requiring no aspiration such as permanent contraception, removal of intra-uterine device or the section of type 1 or 2 synechiae.



Rotatable stopcocks

To never be hampered and always find the best position, direct each stopcock independently!

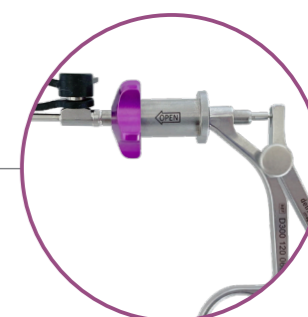


Quick lock

The end of difficult lockings.

Rotative semi-rigid instruments

Our instruments include a new rotation module facilitating use and greatly reducing the risk of torsion. Your comfort and the lifetime of your instruments are thus improved.


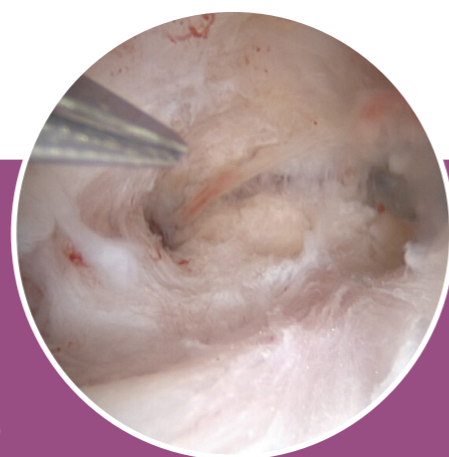


Thought out down to the last detail

All use phases of the product are simplified: assembly and disassembly of the handle in one movement via the quick lock, as well as cleaning thanks to the easily accessed Luer-lock channel.

HD Hysteroscope : Unmatched performances and outstanding durability

Our latest generation of lenses, designed to take full advantage of HD, provides detailed and perfectly clear images even in the backgrounds. This hyper resolution together with a real homogeneous light distribution provides a huge depth of field. The whole image will be sharp! Our HD hysteroscope is of course autoclavable. Its three separate tubes design makes it resistant, durable but also easily repairable in case of accident.



The 7Fr.¹ efficiency!

The 7Fr. scissors blades are 50% longer² than the 5Fr. ones, and the volume of material collected with a 7Fr. biopsy forceps is 3 times higher³ than the 5Fr. !

The 7Fr. instrumentation is naturally more rigid and more precise than the 5Fr. Here again, you save time and keep your patients more comfortable.

¹: 1mm = 3Fr.

²: 5.7mm vs 3.8mm

³: 8.23mm³ vs 3.2mm³