



**delmont**  
imaging


---

# 2023 COMPANY PROFILE


# Our mission & commitments

Delmont imaging's mission is to improve the care and management of **all patients**, regardless of age and future, by providing **gynecologists** with innovative, effective and less traumatic solutions.

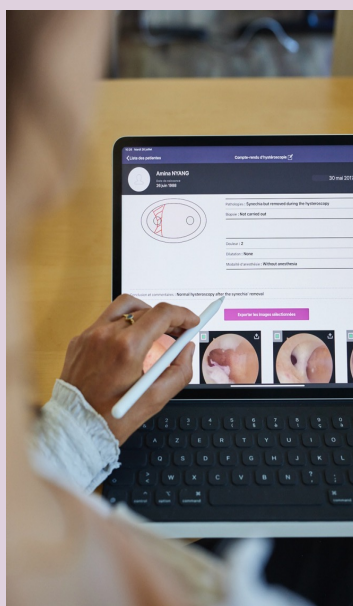
Our products are in line with the general trend of the outpatient surgery and more particularly with the «See & Treat» concepts.



Customer  
satisfaction



Excellence  
as a rule



Driven by  
innovation



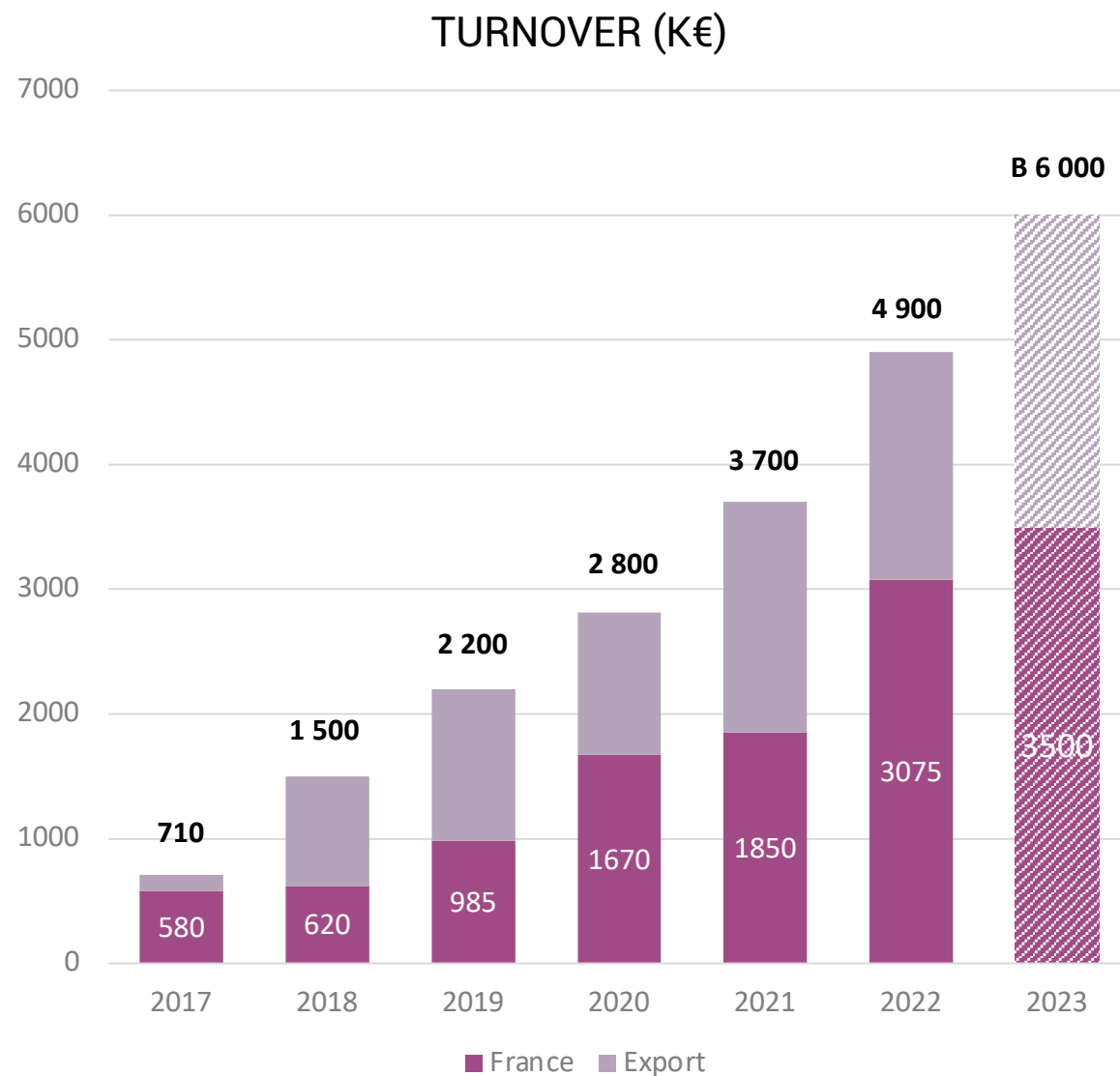
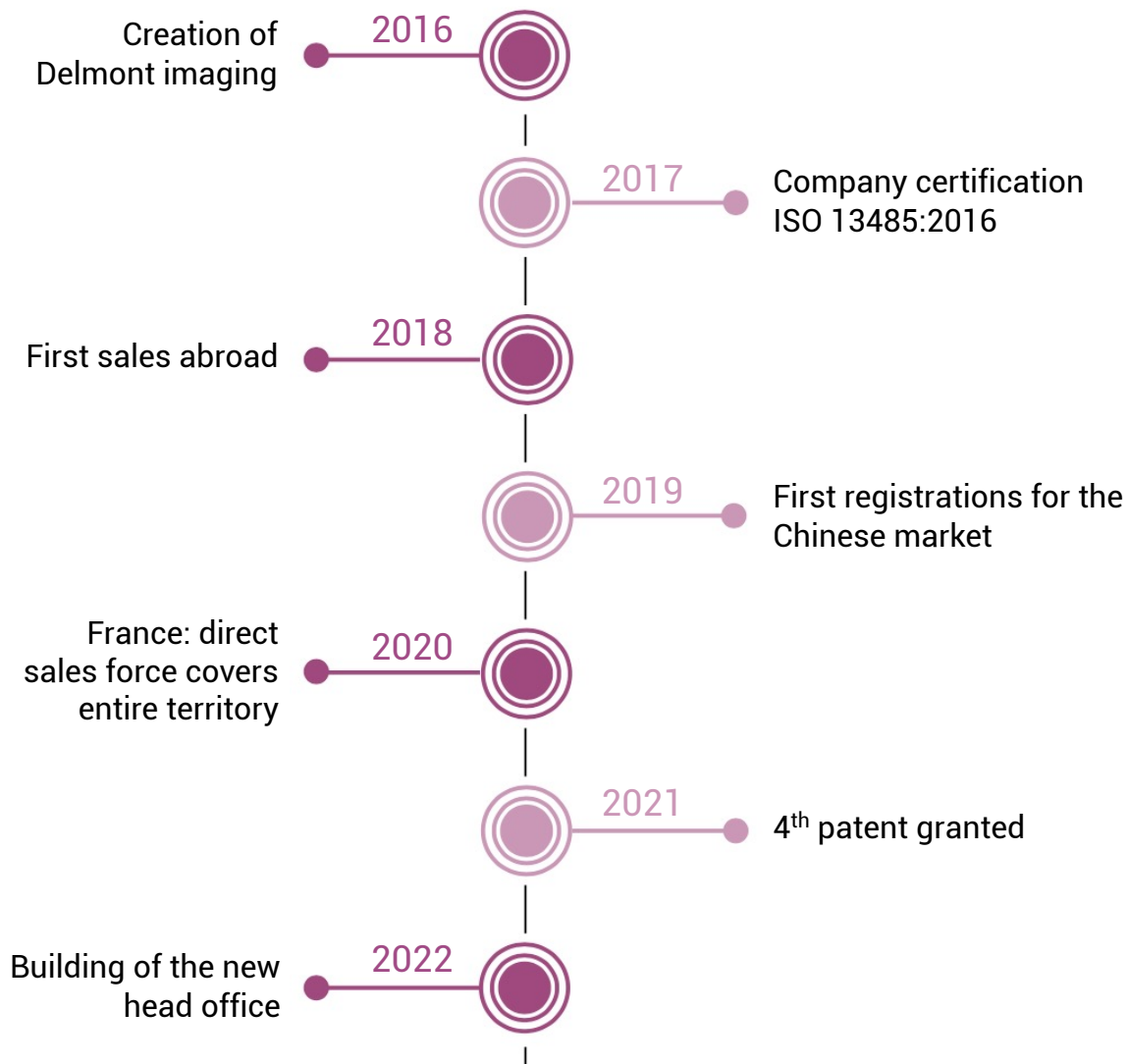
Collective  
spirit



Made in  
France



# From 2016 up to now



# Our collaborators

## SALES OFFICES

228 rue de la Convention  
75015 Paris, FRANCE



35 Distributors

## SALES OFFICES

RenHe Town,  
ShunYi District  
Beijing, CHINA



## WAREHOUSE\*

YanJiang District,  
SiChuan Province  
Ziyang City, CHINA



## HEAD QUARTER

Athélia V  
390 avenue du Mistral  
13600 La Ciotat, FRANCE



20 Onsite employees  
12 France sales rep.



8 Export sales rep.

\*Warehouse and factory for the Chinese market only



# Our end users

## KEY OPINION LEADERS



Pr. Agostini  
Conception Hospital.  
Marseille



Pr. Grimbizis  
Genesis Hospital.  
Thessaloniki



Dr. Palmø  
Holbaek Hospital.



Pr. Cicinelli  
Polyclinic of Bari.



Pr. Aquino-Aquino  
St. Luke's medical center.  
Philippines



Pr. Benmoumen  
Sainte-Anne Maternity.  
Oran



Pr. Tô Minh Hương  
Vinmec Hospital.  
Ha Noi




Dr. Usenov & Dr.  
Chupin  
Almaty



Dr. Moulay  
Capitale Clinic.  
Rabat

## SOME REFERENCES IN FRANCE

50%



### HOSPITALS

Pitié Salpêtrière  
Européen Georges Pompidou  
Saint Joseph  
Médipôle

25%



### CLINICS

Provence Private Hospital  
Pasteur Clinic  
Bezannes Polyclinic  
Mathilde Clinic

25%



### PRIVATE OFFICES

Centre médical du Château  
Pointgyn centers  
Cabinet des 5 diamants

# Services




## R&D

- Registration of several patents (surgical instrumentation, applications imaging equipments...)



## Regulatory

- CE and ISO 13485:2016 certification
- More than 50 registrations worldwide



## Production

- Delivery within 5 days
- Repair within 48 hours
- Hotline assistance



## Marketing

- Strong presence on social networks
- Participation in numerous congresses and workshops
- Clinical and technical training of sales force



# Our CSR policy

## Daily actions

- Flow optimization program
- Double ISO certification of Athelia zone (environment and energy)
- Green building of our new head quarter



## Choice of suppliers

- Corporate social responsibility policy of our partners
- Favor French and European manufacturers



## Environmental protection

- Donation to « Clean my Calanques » organization and participation to their local initiatives
- Beeshives sponsorship



## Organizations support

- Gynécologues sans frontières (donation agreement)
- La maison des femmes (donation agreement)
- Fondation recherche Alzheimer (employee participation in a charity run)



# Flagship products: iCare+

**Complete** imaging station, dedicated to hysteroscopy in consulting or ambulatory rooms. OR-like image quality!



2in1

HD camera +  
LED light source



Interoperability



Intuitive interface



## Diagnostic Hysteroscopy

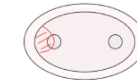
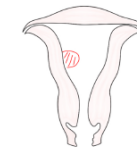
21 March 2017

Dr. A. Veronne Dauvat  
06.06.06.06.06  
University diploma



Monique Balin\*  
Born 26 December 1980

LMP: 09/03/2017  
Gestity: G0  
Parity: P0  
Treatment: None  
Liaison physician: Dr Machout\*  
Pelvic ultrasound: Polyp  
Indication: Infertility report



Position of the uterus: Anteverted  
Cervix: Normal aspect  
Cervical canal: Normal  
Cervical path: Straight  
Isthmus: Normal  
Hysteroscopy: 7 cm  
Right ostium: Seen  
Left ostium: Seen  
Uterine cavity: Standard sizes and shapes  
Endometrium: Normal aspect in relation to the cycle

Pathologies: Polyp  
Biopsy: Not carried out  
Pain: 1  
Dilatation: None  
Method of anesthesia: Without anesthesia

Conclusion and comments: One polyp to resect in operative hysteroscopy.

delmont imaging  
Zone Athelia V  
390, Avenue du Mistral  
13600 La Ciotat



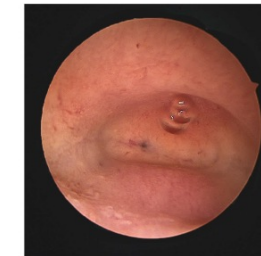
## Diagnostic Hysteroscopy

21 March 2017

Dr. A. Veronne Dauvat  
06.06.06.06.06  
University diploma of hysteroscopy



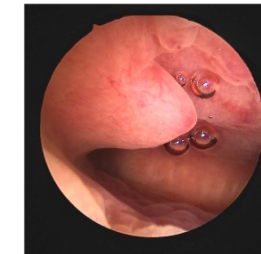
Monique Balin\*  
Born 26 December 1980



Right ostium



Left ostium



Polyp



Uterine cavity

delmont imaging  
Zone Athelia V  
390, Avenue du Mistral  
13600 La Ciotat



contact@delmont-imaging.com  
09.51.51.50.30  
www.delmont-imaging.com

\*All information in this document is Editorial

# Flagship products: colposcopy



Top of the range



Several configurations



Many accessories

A full range of colposcopes offering high-precision examinations and an extra-sharp image.



**Colposcopy report**  
08 March 2022

Dr. J. Martin\*  
06.06.06.06.06  
CENTRE MEDICAL du CHÂTEAU  
University diploma of colposcopy

Laure Morel\*  
Born 04 December 1992

LMP: 28/05/2018  
Gestiti: G0  
Parity: P0  
HPV vaccine: Yes  
Tobacco use: No  
Treatment: None  
Liaison physician: Dr. Marie Dupont\*  
Indication: NO  
Previous cytological or virological results: -  
History of previous treatments: None  
Previous histological results: -

Colposcopic aspect: TAG2a  
Transformation zone: Totally well seen Type 1 TZ  
Number of concerned quadrants: Q3  
Location of major cervical lesions: Anterior lip 11 o'clock, Posterior lip 5 o'clock  
Vagina aspect: Normal  
Location of vaginal lesions: -

Biopsy: Performed  
Biopsy location: 11 o'clock ant lip, 5 o'clock post lip  
Endocervical curettage: Non-performed  
Biopsy result: (waiting for results)  
Comments: -

Course of action and conclusions: Satisfying colposcopy.  
TAG2a with surrounded glands orifices.  
Biopsy results x2

Delmont Imaging  
Zone Athéla V  
390, Avenue du Mistral  
13600 La Ciotat

imagyn

contact@delmont-imaging.com  
www.delmont-imaging.com

2/2

09.51.51.30.30  
contact@delmont-imaging.com  
www.delmont-imaging.com

\*All information in this document is fictional.

**Colposcopy report**  
08 March 2022

Dr. J. Martin\*  
06.06.06.06.06  
CENTRE MEDICAL du CHÂTEAU  
University diploma of colposcopy

Laure Morel\*  
Born 04 December 1992


No treatment

With green filter

With acetic acid

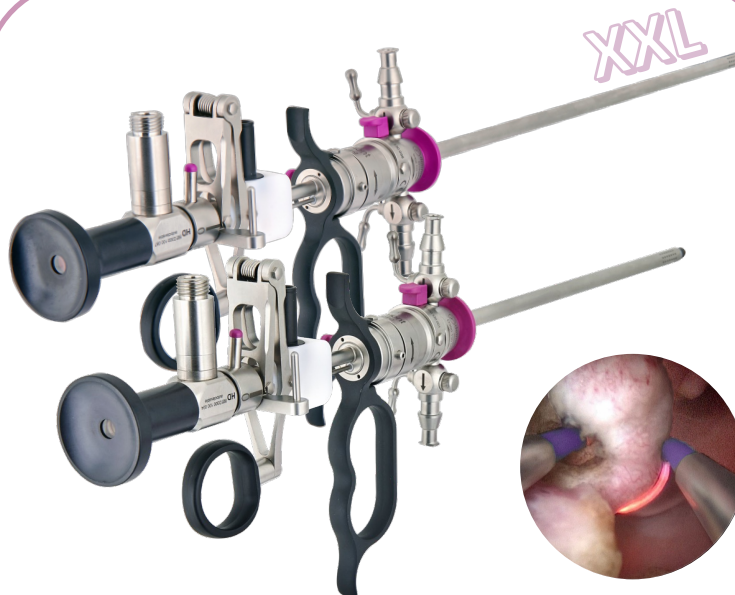
With Lugol

# Flagship products: instrumentation



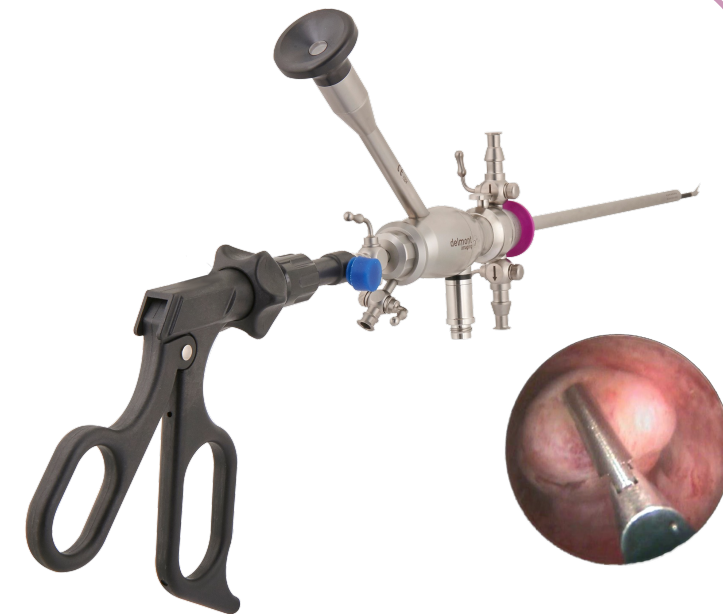
**EasyCare**

**Without energy**, it combines 7Fr. performances and small diameter. Perfectly suited for nulliparous patients and infertile couples.



**ReseCare**

**6mm hybrid resectoscopes:** the low or no dilatation makes it ideal for nulliparous, menopausal patients or those with a stenotic cervix.



**MiniCare**

**3mm cold instruments** and a reduced 6mm outer diameter: it is the perfect combination of endometrial preservation and performances.



# Other products: equipments



## HF generator - iSpark

A reliable, versatile and powerful **high frequency electrosurgery unit**, iSpark is suitable for both outpatient rooms and operating rooms.



## Irrigation pump - iFlow

An indispensable complement to **safe** and **clear** operative hysteroscopies. iFlow can also be used in Urology, Laparoscopy and Arthroscopy procedures.

100%

- 
- A collection of various surgical instruments is displayed against a white background. The instruments include: a long-handled grasper with a black handle and a silver tip; a long-handled grasper with a black handle and a silver tip; a long-handled grasper with a black handle and a silver tip; a long-handled grasper with a black handle and a silver tip; a long-handled grasper with a black handle and a silver tip; a long-handled grasper with a black handle and a silver tip; a long-handled grasper with a black handle and a silver tip; a long-handled grasper with a black handle and a silver tip; a long-handled grasper with a black handle and a silver tip; a long-handled grasper with a black handle and a silver tip. A circular inset in the top left corner shows a close-up of a surgical site with red tissue.

---

# THANK YOU...



[contact@delmont-imaging.com](mailto:contact@delmont-imaging.com)



+33 (0)9 51 51 30 30



Zone Athélia V, 390 avenue du Mistral  
13600 La Ciotat, FRANCE



[www.delmont-imaging.com](http://www.delmont-imaging.com)

