

## Datasheet

### iCare+



The complete iCare+ set includes:

- 1 iCare with coupler included
- 1 iPad Pro 12,9"
- 1 Hysteroscopy imagyn application
- 1 24" Neovo monitor
- 1 Cart
- 1 Light cable



iCare+ set with SLIDe

Ref : D400 100 516

Code GTIN/UID ID: 03701217808546

iCare+ set without SLIDe

Ref : D400 100 517

Code GTIN/UID ID: 03701217808553

General information	
Description	Imaging station for endoscopy
Intended use	Performing hysteroscopy and editing detailed reports
Class	I
Conformity	Conform to European regulation (EU) 2017/745
Applicable standards	See CE Conformity Declaration for more details
Toxic/allergenic products	Latex free, DEHP free, Halogen free


### delmont imaging

Athélia V - 390, Av. du Mistral - 13600 La Ciotat

Tel. : +33(0) 9 51 51 30 30 - fax : +33(0) 9 57 51 31 00

[www.delmont-imaging.com](http://www.delmont-imaging.com) - [contact@delmont-imaging.com](mailto:contact@delmont-imaging.com)

SAS au capital de 237 200 euros - RCS Marseille 817 710 411 - N° de TVA Intracommunautaire : FR 81 817 710 411

iCare		
Regulation		
Description	Endoscopy camera and light source	
Intended use	Endoscopy only	
Photo		
Article reference	D400 100 500 (avec SLIDe)	D400 100 504 (without SLIDe)
GMDN code	34540	
GTIN/UID ID code	03701217808522	03701217808539
Technical data		
SLIDe device	Yes	No
Dimensions of the control unit (WxHxD)	310 x 75 x 310 mm	
Weight of the control unit	4.4 kg	
Power supply	100-230 V AC, 50/60 Hz	
Power consumption	230 VA	
Fuses	2 T2A - 250 V UL/CSA 5 x 20 mm	
Protection class	I	
Applied part type	BF	
Image parameters	Brightness, saturation, sharpness, gamma, red gain, blue gain, anti-moiré, gain, digital zoom	
Available languages	14 (French, German, English, Danish, Spanish, Finnish, Greek, Italian, Norwegian, Dutch, Portuguese, Russian, Swedish and Chinese)	
Software update	If there is an Internet connection, automatic alert and update to install on iCare or imagyn. Otherwise, update installed via USB key.	
Deleting the contents of the USB key	Yes, can be done via the settings menu on iCare.	
Light source specifications		
Technology	LED	
Compatible light cable standards	Storz, Wolf, Olympus	Storz
Nominal power	95 W	
Power level	1 to 10	
Color temperature	6 000°K	

## delmont imaging

Athélia V - 390, Av. du Mistral - 13600 La Ciotat

Tel. : +33(0) 9 51 51 30 30 - fax : +33(0) 9 57 51 31 00

[www.delmont-imaging.com](http://www.delmont-imaging.com) - [contact@delmont-imaging.com](mailto:contact@delmont-imaging.com)

SAS au capital de 237 200 euros - RCS Marseille 817 710 411 - N° de TVA Intracommunautaire : FR 81 817 710 411

Color rendering index	> 70
LED lifetime	50 000 hours
Safety system	Automatic thermal protection Automatic light cable detection
Camera head specifications	
Weight of the camera head with coupler	400 g
Length of the camera cable	2.3 m
Sensor type	HD CMOS 1/3"
Ingress Protection	IPX7
Coupler	C-mount, F = 22 mm
Resolution	1920 x 1080
Scanning	Progressive
Definition	> 900 lines
Sensitivity	2 000 lux at F8
Signal to noise ratio	54 dB
Electronic shutter	Automatic (1/50 to 1/50 000)
Buttons on the camera head	Yes. 3 buttons allowing the white balance, photo taking, video recording and one programmable.
Available functions for the programmable button	Anti-moiré, gain, zoom or without function.
Sight	Color bar
White balance	Yes
Recommended reprocessing	High level disinfection. Not autoclavable
Connectors	
Inputs	Equipotential socket, power cable socket, input trigger, 2 Wi-Fi antenna sockets, ethernet socket
Input trigger functions	Photo, video recording or photo printing
Video outputs	2 HDMI and 1 3G-SDI
USB outputs	1 USB port for storage USB key + 1 optional USB port (for USB printer or wired connection between iPad and iCare)
Other outputs	Output trigger
Output trigger functions	Trigger on photo or start/stop video
Wi-Fi specifications	
Wi-Fi standard	WLAN IEEE 802.11a/n/ac (5GHz)
Encryption	WPA2



## delmont imaging


Athélia V - 390, Av. du Mistral - 13600 La Ciotat

Tel. : +33(0) 9 51 51 30 30 - fax : +33(0) 9 57 51 31 00

[www.delmont-imaging.com](http://www.delmont-imaging.com) - [contact@delmont-imaging.com](mailto:contact@delmont-imaging.com)

SAS au capital de 237 200 euros - RCS Marseille 817 710 411 - N° de TVA Intracommunautaire : FR 81 817 710 411

Wi-Fi security settings	See iCare security document (D900 700 164)
Frequency band (GHz)	5.18 - 5.845 GHz
Maximum radio frequency power transmitted	15 dBm
<b>Monitor</b>	
<b>Regulation</b>	
Description	Exam viewing screen
Photo	
Article reference	D200 110 003
GMDN code	36612
<b>Technical data</b>	
Size	24"
Resolution	Full HD
Sensor	Eco-intelligent
Optical glass	Yes
Medical grade	No, but available on request (D200 110 004)
<b>Cart</b>	
<b>Regulation</b>	
Description	Support cart for endoscopic camera and monitor
Photo	
Article reference	D200 100 000
GMDN code	36801

Technical data	
Height	1.80 m min. - 2.65 m max.
Weight	36 kg
Possibility to lock the wheels	Yes
Number of shelves	2 fixed at 30 cm and 80 cm from the ground, support up to 10 kg
Infusion stand	Ajustable between 1.80 m and 2.65 m, supports up to 2 kg
Supports	Monitor at 1.20 m from the ground, supports up to 14 kg
	Camera head
	Light cable
Removable arm and iPad stand	Optional
Isolation transformer	No, but available on request (D200 100 003)
iPad Pro	
Regulation	
Description	iPad Pro for using the imagyn application
Photo	
Article reference	D100 200 500
GMDN code	38453
Technical data	
Dimensions (WxHxD)	214.9 x 6.4 x 280.6 mm
Weight	0.682 kg
Size	12,9"
Retina screen	Yes
Resolution	2 732 x 2 048
Capacity	256 Gb
Connectivity	Wi-Fi only
Color	Silver
Supplied accessories	Keyboard and stylus




imagyn application	
Regulation	
Description	Medical examination visualization and realization of hysteroscopy report, available on the AppStore
Photo	 <b>imagyn</b>
Article reference	D100 200 108
GMDN code	60724
GTIN/UID ID code	03701217806023
Clinical application	Hysteroscopy
Technical data	
Report entry	On the application then export/printing
Available languages	13 (French, German, English, Danish, Spanish, Finnish, Greek, Italian, Norwegian, Dutch, Portuguese, Russian and Swedish)
Management	Personal space for doctors
	Patient files
	Report
	Health center's file
Personalisation	Annotations on photos
	Annotations on sketches
Comparison	Before/after visualisation of the patient clinical photos
Security when editing an exam	Draft function recovering data from an unfinished report (manual abandonment, technical malfunction)
Setting up the iCare endoscopy camera from the application	Yes, accessible parameters : brightness, saturation, sharpness, gamma, blue gain, red gain, control of brightness levels, 3 zooms (x1, x1.5, x2), photo and video taking
Application update	Internet connection required, update via AppStore
Optional functionalities	Activation of local backup on NAS (D100 200 124, see Annex 1)
	Activation of interoperability feature (D100 200 123, see Annex 2)
	Activation of the colposcopy license (D100 200 116, see Annex 3)
Light cable	
Regulation	
Description	Light cable
Intended use	Endoscopy

Photo	
Class	I
Article reference	D200 150 500
GMDN code	35507
GTIN/UID ID code	03701217800090
Technical data	
Diameter	3.5 mm
Length	2.3 m
Color	Grey
Autoclavable	Yes. See instructions for use for further details
Removable connectors	Yes
Supplied connectors	Yes, Storz type

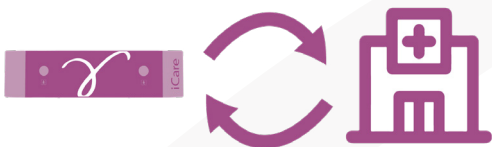
Environment	
Working temperature	+10°C to +30°C
Working humidity	30 to 75%
Working atmospheric pressure	500 hPa to 1 060 hPa
Ingress Protection	No, excepted iCare camera head
Suitable for use in the presence of flammable anesthetic mixture with air and oxygen or nitrous oxide	No

## Annex 1


NAS kit	
Regulation	
Description	NAS kit for backup of the application data + Activation of local backup on NAS feature (imagyn license)
Photo	
Article reference	D100 200 124
GMDN code	60724
GTIN/UID ID code	03701217805958
Technical data	
Additional imagyn functionality	Launching the backup on the NAS
Memory	1 Tb
RAM	512 Mb DDR3
Speed	- 112 Mb/s reading - 106 Mb/s writing
Consumption	- 9.81 Watts in access - 4.68 Watts in HDD hibernation
External port	2 USB 2.0 ports
Size (HxWxD)	166 x 71 x 224 mm
Weight	0.7kg



## Annex 2

Interoperability	
Regulation	
Description	Activation of interoperability feature
Intended use	Communicate with patient file and share reports with hospital records
Photo	
Article reference	D100 200 123
GMDN code	60724
Technical data	
Retrieval of the Worklist (list of patients of the day)	Yes. By DICOM (Digital Imaging and Communications in Medicine)
Sending the report in the patient file	Yes. By HL7 protocol (Health Level 7)
Possible HL7 messages	ORU or MDM
Degraded mode	Yes. Activable or not

## Annex 3

Colposcopy imagyn license	
Regulation	
Description	Activation of the Colposcopy license. Medical examination visualization and realization of colposcopy report, available on the AppStore
Photo	 <b>imagyn</b>
Article reference	D100 200 116
GMDN code	60724
GTIN/UID ID code	03701217806825
Clinical application	Colposcopy
Technical data	
Report entry	On the application then export/printing Possibility to complete the report if biopsy results are obtained afterwards
Available languages	13 (French, German, English, Danish, Spanish, Finnish, Greek, Italian, Norwegian, Dutch, Portuguese, Russian and Swedish)
Management	Personal space for doctors
	Patient files
	Report
	Health center's file
Personalisation	Annotations on photos
	Annotations on sketches
Comparison	Before/after visualisation of the patient clinical photos
Security when editing an exam	Draft function recovering data from an unfinished report (manual abandonment, technical malfunction)
Setting up the iCare endoscopy camera from the application	Yes, accessible parameters : brightness, saturation, sharpness, gamma, blue gain, red gain, control of brightness levels, 3 zooms (x1, x1.5, x2), photo and video taking
Application update	Internet connection required, update via AppStore