



imaging all the women



Products Highlights

2021



iCare+, hysteroscopy 2.0

Our complete imaging station, simple and efficient, is adapted for small environments but offers performances and functionalities worthy of the operating room.



iCare, the essence of performances

iCare combines in a single unit an HD camera with a definition of more than 2 million pixels, but also a LED light source that provides exceptional light output, even with small optics.



A new approach to diagnostic hysteroscopy & to colposcopy

Created for both hysteroscopy and colposcopy, imagyn makes it possible to create new patient files, to enter operative reports in a few clicks, and to share all or part of these information with your patients or your colleagues.




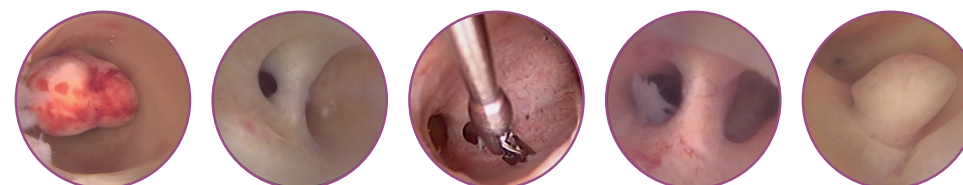

Our Colposcopes, performance & ergonomics

The optical components of our colposcopes guarantee perfect image quality with optimal colour rendering for high-precision examinations. We can offer you the right solution for your practice from a wide range of models and accessories!



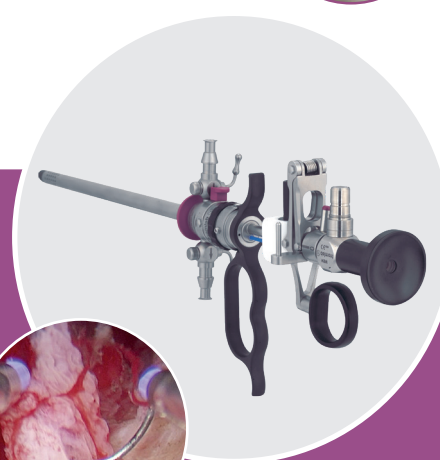
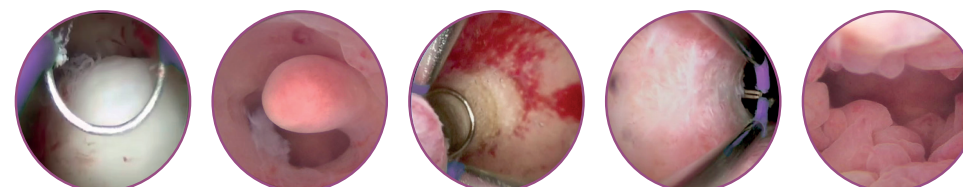
EasyCare, the comprehensive solution for the safest See&Treat hysteroscopies

The clinical goal of EasyCare is the energy-free management of polyps, septa and synechiae, foreign body removals and targeted biopsies. Nulliparous women and infertile couples are at the heart of the targets. The 7Fr working channel allows the use of 2.33mm instruments, much more efficient than those in 5Fr.



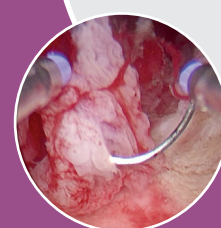
ReseCare, the 6mm bipolar resection respecting women

The benefits of ReseCare's small diameter are numerous. Take advantage of our 6mm dilatation that reduces the risk of false tracks, failures, or perforations. The small chips are less penalizing for your vision, allowing a more efficient resection by preventing a systematic chips extraction.



MaxiCare, the 9mm bipolar resection

The resection with a 9mm resectoscope is a worldwide recognized and widely used technique. Despite the arrival of mini resectoscopes, classical 9mm resectoscopes remain of interest for certain clinical applications.





Our vision

Delmont imaging's mission is to improve the care and management of all patients, regardless of age and future, by providing the profession with innovative, effective, and less traumatic solutions.

Our products are in line with the general trend of outpatient surgery and more particularly with the «Sea & Treat» concepts.



A motivated team

The founders of Delmont all benefit from a long and successful experience in the field of endoscopy. Young engineers from prestigious schools bring a dynamic freshness and our experienced sales representatives guarantee local support to all our customers all around the world.



A scientific council

Since its creation, Delmont has set up a scientific council to guide its R&D work. It includes surgeons from different countries and chaired by Prof. Hervé Fernandez, Head of Kremlin-Bicêtre hospital France.




Guarantees of sustainability

Delmont's equity has permanently been increased. Our capitalization matches our ambitions and can support our long term R&D and registrations programs.



Quality & Regulatory

Delivering highest quality products and meeting the regulatory requirements of our customers are our main goals since the beginning. Our products are now registered in more than 50 countries across the world and this number is continuously growing.



Research & Development

Innovation is in our DNA and at the very core of the company's activity, with the firm commitment to provide surgeons with ever more efficient tools respecting patients.



Environment

Delmont imaging is actively engaged in several actions and programs aiming at protecting the environment, preserving natural resources, and minimizing waste. Delmont imaging is also sponsoring a Bio beehive.

Distributed by :