




































| Company                                 |  |  |  |  |  |  |  |
|---|---|---|--|---|---|---|---|
| Product name                            | iFlow   | Endomat Select  | HysteroFlow  | Multi Flow Pump   | Universal Pump  | The Fluid Manager   | EndoFlow II<br>Single Chamber<br>Dual Chamber                                       |
| Photo                                   | See annex of this document  |   |  |   |   |   |   |
| System                                  | Roller pump   | Roller pump   | Roller pump  | Roller pump   | Roller pump   | Roller pump   | Pressure chamber  |
| Dimensions                              | 380 x 148 x 388 mm  | NP*   | 370 x 157 x 396 mm   | 305 x 183 x 305 mm  | 306 x 120 x 330 mm  | 330 x 150 x 390 mm  | 400 x 425 x 420 mm<br>520 x 450 x 240 mm  |
| Weight                                  | 6,3 kg  | NP  | 6,1 kg   | 8,2 kg  | 7,5 kg  | 7 kg  | 13 kg<br>21 kg  |
| Vacuum system integrated in the machine | ✓   | ✗   | ✗  | ✓   | ✗   | ✗   | ✗<br>✓  |
| Maximum suction flow                    | 2 L/min   | ✗   | ✗  | 4 L/min   | ✗   | ✗   | ✗   |
| Maximum negative suction pressure       | 450 mmHg  | ✗   | ✗  | 525 mmHg  | ✗   | ✗   | ✗   |
| Adjustable suction                      | ✓<br>2 speeds   | ✗   | ✗  | ✓<br>2 speeds   | ✗   | ✗   | ✗   |
| Pressure and flow settings              | Touch screen 5,7"   | Touch screen  | Touch screen   | Touch screen  | Pushbuttons   | Pushbuttons   | Touch screen  |

| Company   |                |  |  |  |  |  |  |  |
|---|----------------|---|---|--|---|---|---|---|
| Product name  |                | iFlow   | Endomat Select  | HysteroFlow  | Multi Flow Pump   | Universal Pump  | The Fluid Manager   | EndoFlow II<br>Single Chamber   Dual Chamber  |
| Number of programs available                          |                | 4   | 6   | 1  | 4   | 3   | 1   | 4   |
| Possible addition of programs later (by transponders) |                | ✓   | ✗<br>(A representative of Storz has to come for modification of the software)     | ✗  | ✓   | ✗   | ✗   | ✗<br>(All programs are present automatically)                                       |
| Hysteroscopy program                                  | Pressure range | 15 to 150 mmHg  | NP  | 35 to 150 mmHg   | 15 to 200 mmHg  | 10 to 200 mmHg  | 15 to 150 mmHg  | 15 to 170 mmHg  |
|   | Flow range     | 50 to 500 mL/min  | NP  | 30 to 500 mL/min   | max. 2 500 mL/min   | 100 to 500 mL/min   | 150 to 500 mL/min   | NP  |
| Laparoscopy program                                   | Pressure range | Not adjustable  | NP  | ✗  | Not adjustable  | ✗   | ✗   | 75 to 750 mmHg  |
|   | Flow range     | 1 to 1,8 L/min  | NP  | ✗  | max. 3,5 L/min  | ✗   | ✗   | NP  |

| Company                                       |                |  |  |  |  |  |  |  |
|---|----------------|---|---|--|---|---|---|---|
| Product name                                  |                | iFlow   | Endomat Select  | HysteroFlow  | Multi Flow Pump   | Universal Pump  | The Fluid Manager   | EndoFlow II<br>Single Chamber   Dual Chamber  |
| Urology program                               | Pressure range | 10 to 90 mmHg   | NP  | ✗  | 15 to 150 mmHg  | 10 to 150 mmHg  | ✗   | 15 to 140 mmHg  |
|   | Flow range     | 0,025 to 0,5 L/min  | NP  | ✗  | max. 0,5 L/min  | 0,1 to 1,0 L/min  | ✗   | NP  |
| Arthoscopy program                            | Pressure range | 5 to 150 mmHg   | NP  | ✗  | 15 to 200 mmHg  | 10 to 150 mmHg  | ✗   | 30 to 260 mmHg  |
|   | Flow range     | 0,1 to 1,8 L/min  | NP  | ✗  | max. 0,5 L/min  | 0,1 to 2,0 L/min  | ✗   | NP  |
| Other programs                                |                | ✗   | Colonne vertébrale<br>ORL/neurologie  | ✗  | ✗   | ✗   | ✗   | ✗   |
| Irrigation tubes                              |                | R* or SU* (x10)   | SU (x10)  | R or SU (x5)   | R or SU (x10)   | SU or 1 day use   | R or SU (x10) or SU with security (x10)   | SU (x10)  |
| Level of difficulty of insertion of the tubes |                | Easy  | Medium  | Easy   | Medium  | Hard  | Hard  | Easy  |

| Company   | <br>delmont<br>imaging | <br>KARL STORZ ENDOSKOPE |  |  |  |  |  |
|---|---|---|--|---|---|---|---|
| Product name                                      | iFlow   | Endomat Select  | HysteroFlow  | Multi Flow Pump   | Universal Pump  | The Fluid Manager   | EndoFlow II<br>Single ChamberDual Chamber   |
| Monitoring of the use of irrigation tubes         | RFID technology   | ✗   | ✗  | ✗   | ✗   | ✗   | RFID technology   |
| Detection of the instrument used                  | ✓ only in hysteroscopy and urology  | ✗   | ✓  | ✓ only in arthroscopy and urology   | ✗   | ✓   | ✗   |
| Suction/flux tubes                                | SU (x10)  | ✗   | SU (x5)  | SU (x10)  | ✗   | SU (x10)  | SU (x10)  |
| Vacuum suction tubes with filter                  | R 30 days   | ✗   | ✗  | R (x10)   | ✗   | ✗   | ✗   |
| Container   | Bemis SU 3L (x2)  | ✗   | Bemis SU 3L  | ✗   | ✗   | Bemis SU 3L (x2) or R 3L  | ✗   |
| Calculating the deficit by digital balance        | ✓ only in hysteroscopy and urology  | ✗   | ✓  | ✓ only in hysteroscopy  | ✗   | ✓   | ✗   |
| Changing the fluid bag forces the machine to stop | ✗   | ✗   | ✗  | ✗   | ✗   | ✗   | ✓✗  |

| Company            | <br>delmont<br>imaging |  |  |  |  |  |  |
|--------------------|---|---|--|---|---|---|---|
| Product name       | iFlow   | Endomat Select  | HysteroFlow  | Multi Flow Pump   | Universal Pump  | The Fluid Manager   | EndoFlow II<br>Single ChamberDual Chamber   |
| Presence of alerts | messages + red value display + audible alerts   | NP  | messages + red value display and yellow background + audible alerts                | NP  | NP  | red value display + audible alerts  | change of pictograms when opening door + chamber heating                            |
| Trolley            | ✗   | ✗   | ✓  | ✗   | ✗   | ✓   | ✗   |
| Remote control     | ✗   | ✗   | ✗  | ✓ (wireless)  | ✓ (wired)   | ✗   | ✗   |
| Footswitch control | ✓ on/pause/off irrigation   | ✓ only in arthroscopy   | ✗  | ✓ only in arthroscopy   | ✗   | ✗   | ✓ suction speed and pressure boost  |

### Annex:



iFlow



Endomat Select



HysteroFlow



Multi Flow Pump



Universal Pump



The Fluid Manager



EndoFlow II Single Chamber

EndoFlow II Dual Chamber

